

# COMMUNITY ACTION COALITION

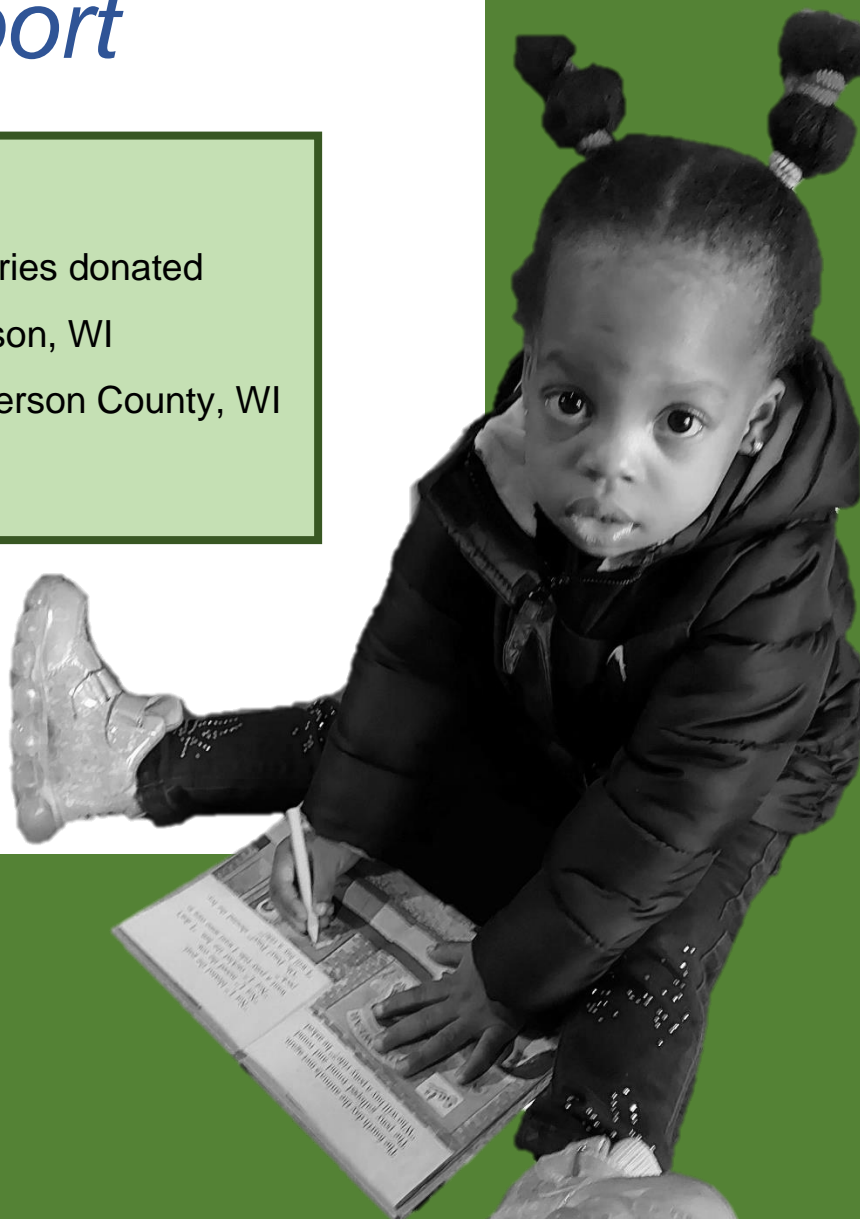


FOR SOUTH CENTRAL WISCONSIN, INC.



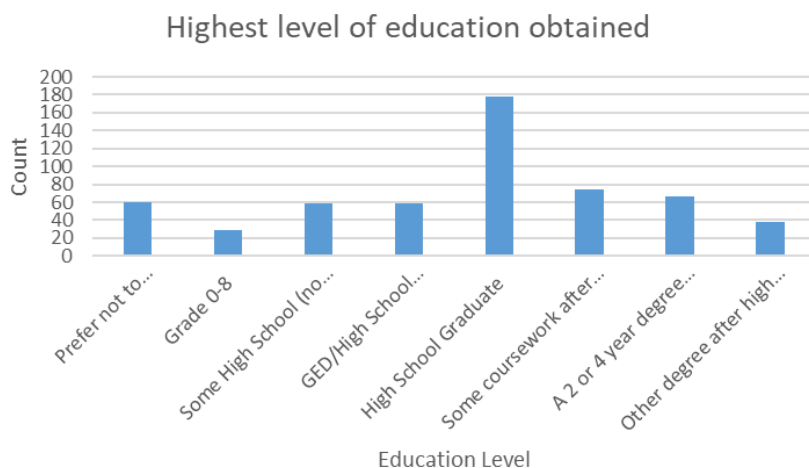
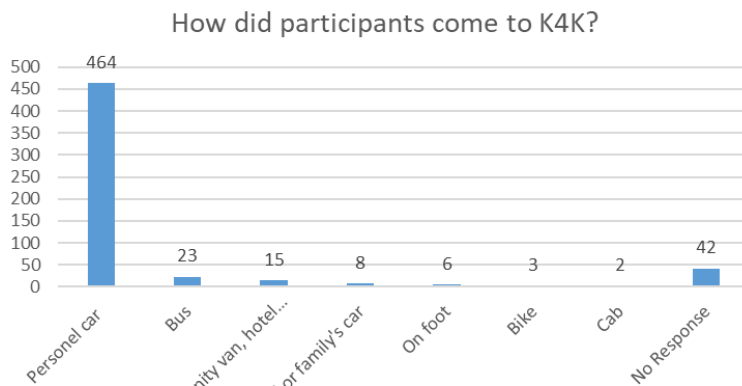
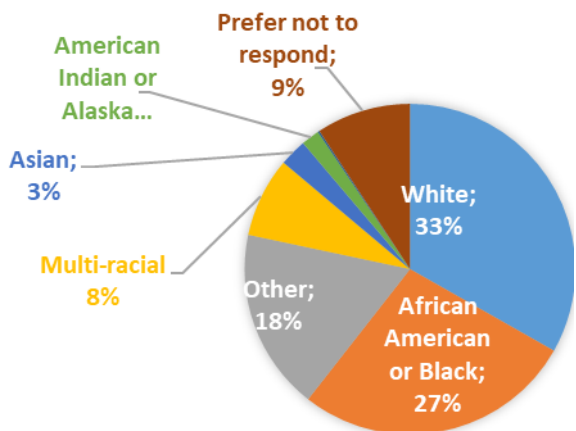
## *2020 Report*

- 6,000 winter coats donated
- Thousands of winter accessories donated
- 9 days of distribution in Madison, WI
- 3 distribution locations in Jefferson County, WI
- Thousands of warm kids



The 35<sup>th</sup> annual Koats for Kids continued to provide free winter clothing in Dane, Jefferson, and Waukesha counties. As a part of our intake process, participants provided data that creates a snapshot of their situation during the Covid-19 Pandemic.

## Who Attended Koats for Kids 2020?



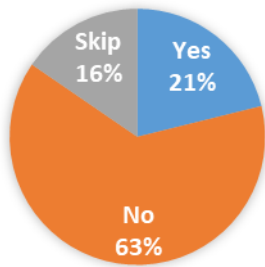
Like many social service agencies, the Community Action Coalition works to minimize the socio-economic barriers in accessing Koats for Kids. The most successful strategy this year was partnering with other agencies who were able to pick up coats in bulk for clients, share information about the event, and provide transportation to the event.

To support ample social distancing during the Covid-19 Pandemic, Madison's distribution event was held in a donated warehouse that, despite being on a bus line, did not maximize accessibility to non-drivers. Pop-up distribution sites were utilized in Jefferson County, which allowed Koats for Kids to go into the communities. This model would be an appropriate addition to Madison's distribution once social distancing is no longer a necessity.

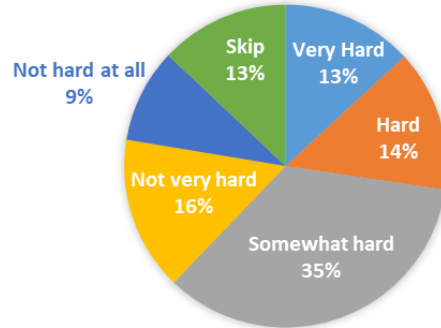
It should be noted that due to Latino and Hispanic being classified as an ethnic group, they choose 'white', 'other', or declined to provide a racial identity. The CAC works to ensure that all racial and ethnic groups have equal access to our services and will continue to minimize the barriers our community members face while trying to secure warm winter coats or access the other programs offered by the CAC.

# Part of the intake process was a collection of various Social Determinants of Health Benchmarks

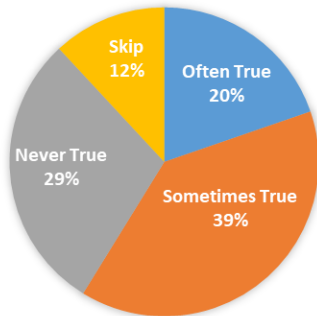
ARE YOU WORRIED IN THE NEXT 2 MONTHS, YOU MAY NOT HAVE STABLE HOUSING?



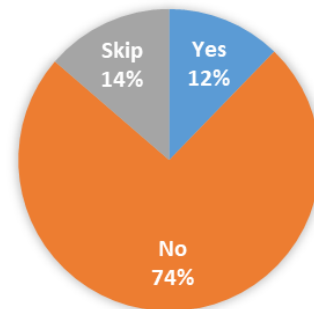
HOW HARD IS IT FOR YOU TO PAY FOR THE VERY BASICS LIKE FOOD, HOUSING, MEDICAL CARE, AND HEATING?



WITHIN THE PAST 12 MONTHS, HAVE YOU WORRIED WHETHER YOUR FOOD WOULD RUN OUT BEFORE YOU GOT THE MONEY TO BUY MORE?



IN THE LAST 12 MONTHS, HAVE YOU NEEDED TO SEE A DOCTOR, BUT COULD NOT BECAUSE OF COST?



This data was collected via an intake packet given to every household who arrived to pick up coats. Partner agencies also filled out intake forms when they picked up coats for their clients. This process culminated in 563 data points that help us continuously improve our event as well as understand the current socio-economic condition of the people we serve during a global pandemic and economic recession. Thank you to our sponsors, partners, and volunteers who made this event possible.

